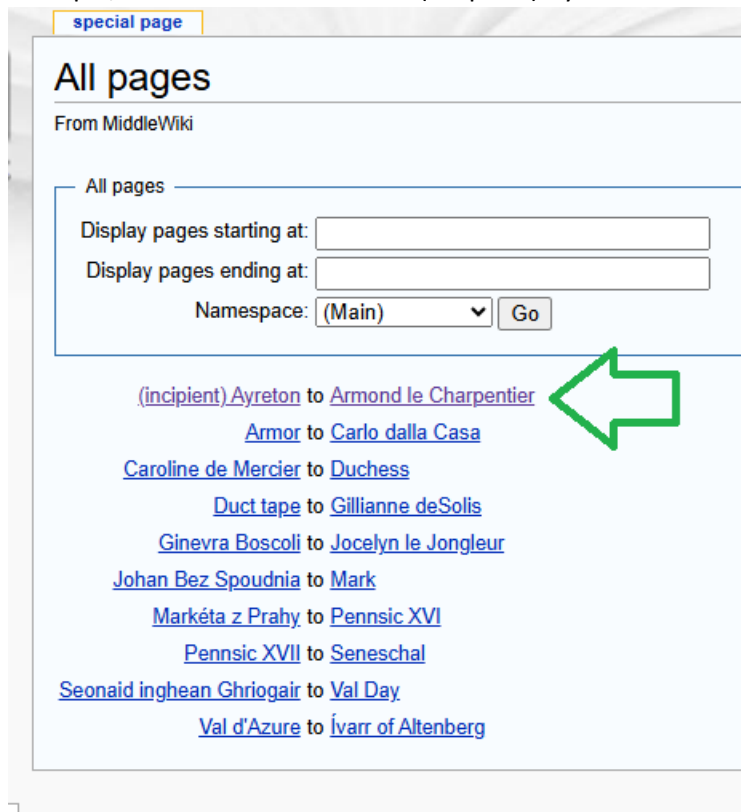


Moving MiddleWiki Pages:

Note: You do not have to complete all three parts, be sure to note on Current Events what you are or are not doing. Best practice is to have someone else verify the pages are correct.

Part 1 – Exporting pages

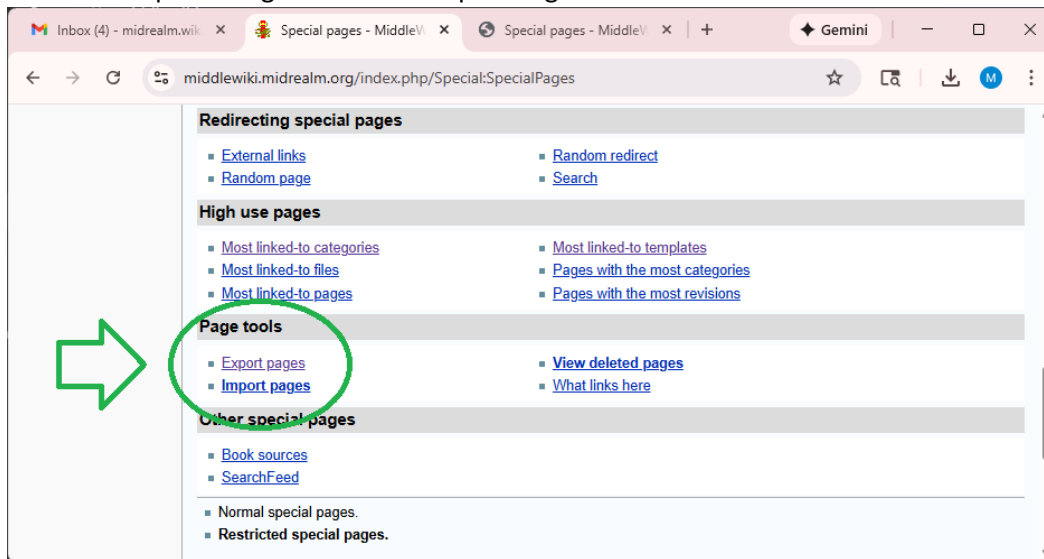
1. Log in to middlewiki.midrealm.org (the legacy site)
2. Go to “Current Events” and put your name on the section of pages you are going to move.
3. Go to Special Pages > All Pages and click on the group of pages you selected in step 2. For this example, I chose the first section “(incipient) Ayerton to Armond le Charpentier”



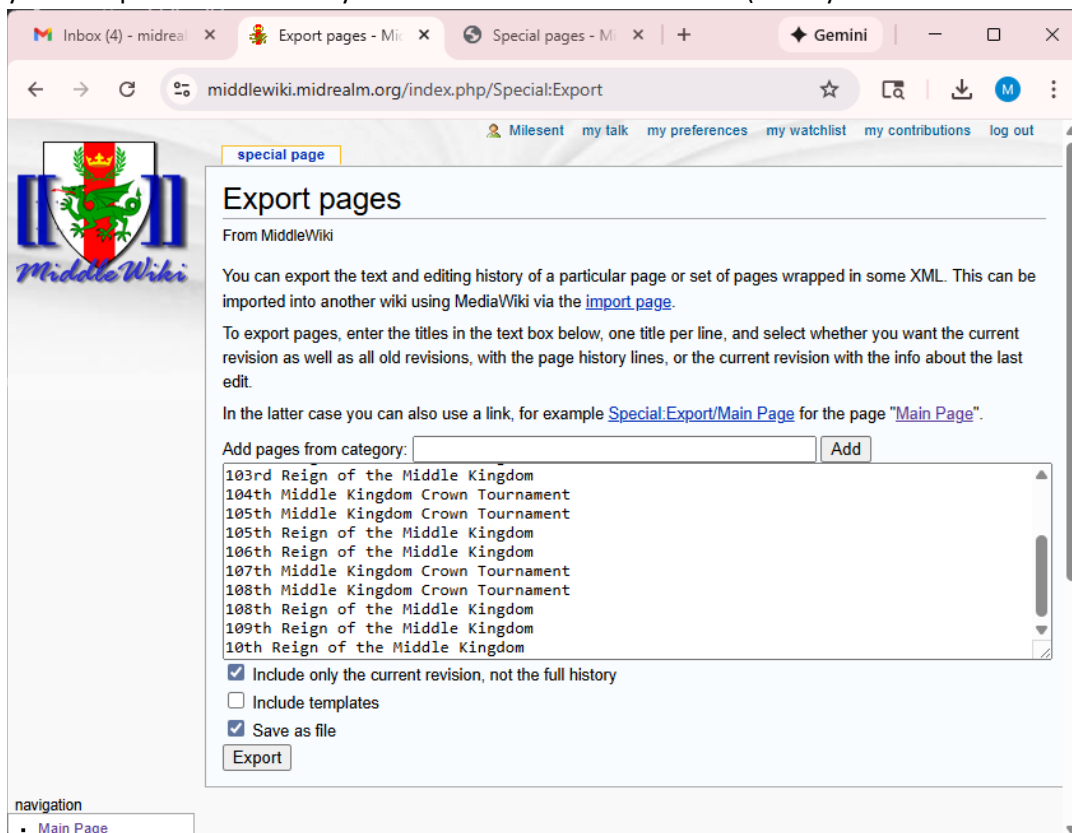
The screenshot shows the 'All pages' special page interface. At the top, there's a 'special page' tab. Below it, the title 'All pages' is followed by 'From MiddleWiki'. A section titled 'All pages' contains search filters: 'Display pages starting at:', 'Display pages ending at:', and 'Namespace: (Main)'. A 'Go' button is next to the namespace dropdown. Below the filters, a list of page ranges is displayed. A green arrow points to the first entry: [\(incipient\) Ayerton](#) to [Armond le Charpentier](#). Other entries include [Armor](#) to [Carlo dalla Casa](#), [Caroline de Mercier](#) to [Duchess](#), [Duct tape](#) to [Gillianne deSolis](#), [Ginevra Boscoli](#) to [Jocelyn le Jongleur](#), [Johan Bez Spoudnia](#) to [Mark](#), [Markéta z Prahy](#) to [Pennsic XVI](#), [Pennsic XVII](#) to [Seneschal](#), [Seonaid inghean Ghriogair](#) to [Val Day](#), and [Val d'Azure](#) to [Ívarr of Altenberg](#).

4. Copy the page names, one page per line (I recommend copying them to notepad) Do not put two pages next to each other! On the screen you will have 3 columns of pages, you want 1 column.

5. Go back to Special Pages and find “Export Pages” at the bottom.



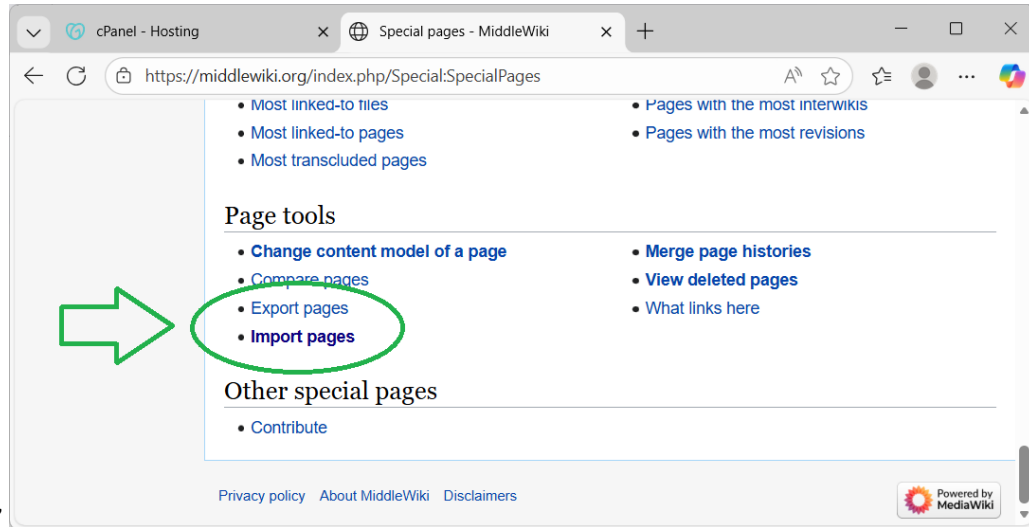
6. Paste the list of page titles into the box. Make sure you have one page title per line. “Include only the current revision, not the full history” should be checked and “save as a file” Do not include templates, we’ve already moved those. Click “Export” An xml file will be downloaded to your computer in whatever your default download location is (usually the “Downloads” folder.)



7. Congratulations, you’ve exported a section of pages!

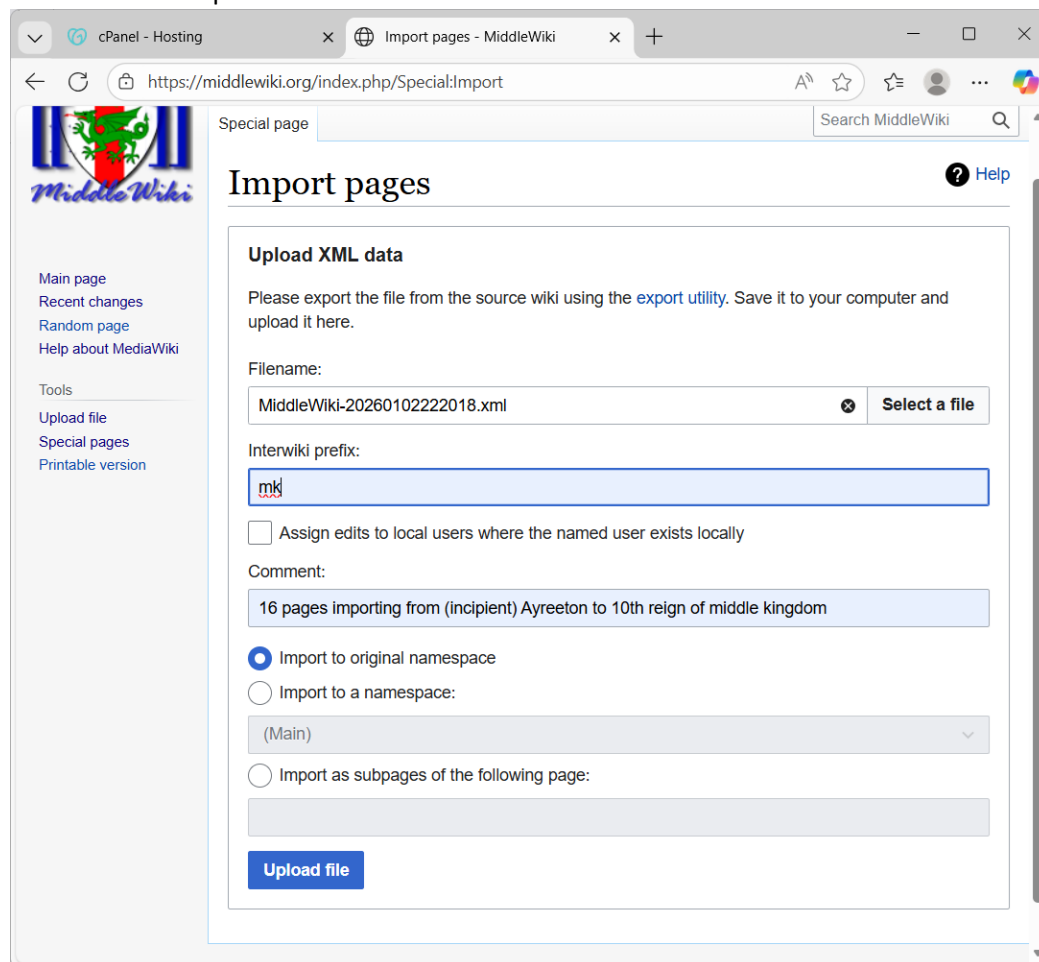
Part 2 – Importing the pages

1. Log on to middlewiki.org (the new middlewiki site) and navigate to Special Pages and “Import

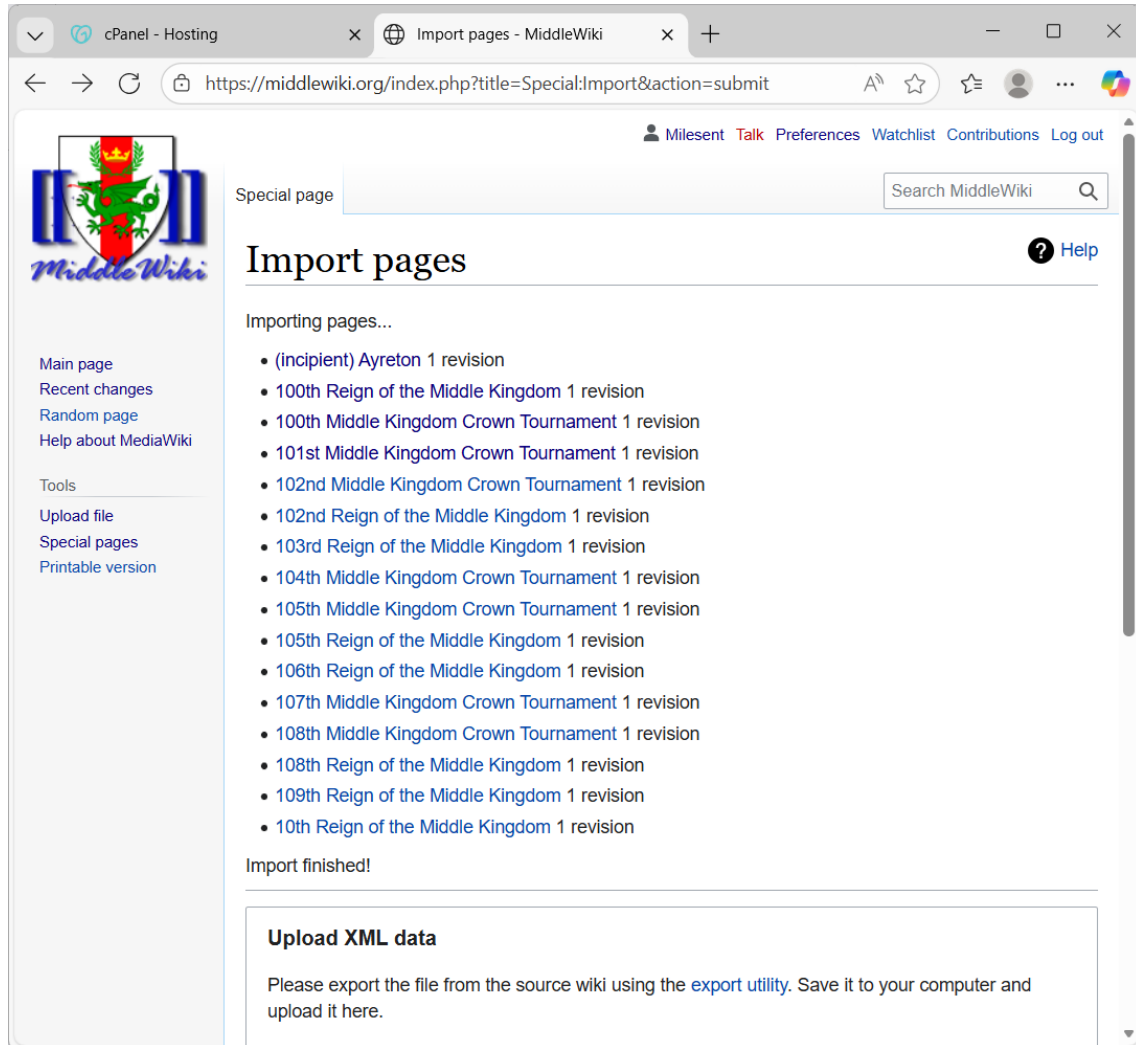


Pages”

2. On the import pages screen, click upload and select the xml file you downloaded in the first pat. Set the interwiki prefix as “mk”



3. Click "Upload file" You will now get a screen listing the pages that successfully imported, keep this page up for the final step.



Part 3 – Verifying and locking pages

1. It helps to have two screens for this bit, have that import pages window open on one and the old wiki list of pages on the other. Click on your first page on both sites, compare them (it is normal for a lot of the links to be red on the new site as those pages may not have been moved yet, don't worry about that.)
2. Click "History" on the legacy site page and make sure it has not been updated since you imported it.
3. Click on the "Protect" tab

- Set the page to “Administrators only” and in the comments section put “page moved to new site”

The screenshot shows a web browser window with the URL `middlewiki.midrealm.org/index.php?title=102nd_Reign_of_the_Middle_Kin...`. The page title is "Change protection level for '102nd Reign of the Middle Kingdom'". The page is from MiddleWiki, and the user is Milesent. The page has a navigation bar with links: page, discussion, edit, history, delete, move, protect, and watch. The "protect" link is highlighted. The page content shows the protection level for the page "102nd Reign of the Middle Kingdom". The protection level is currently set to "Administrators only". The "Expires" dropdown is set to "infinite". The "Other time" field is empty. The "Move" section has a checkbox for "Unlock move permissions" which is unchecked. The "Expires" dropdown is set to "infinite". The "Other time" field is empty. The "Protect pages included in this page (cascading protection)" checkbox is unchecked. The "Comment" dropdown is set to "other/additional reason". The "Other/additional reason" text field contains the text "page moved to new site". There is a "Watch this page" checkbox which is unchecked. A "Confirm" button is at the bottom.

Change protection level for "102nd Reign of the Middle Kingdom"

From MiddleWiki
← 102nd Reign of the Middle Kingdom

You may view and change the protection level here for the page 102nd Reign of the Middle Kingdom.

Confirm protection

Edit

Allow all users
Block new and unregistered users
Administrators only

Expires: infinite

Other time:

Move

☐ Unlock move permissions

Allow all users
Block new and unregistered users
Administrators only

Expires: infinite

Other time:

☐ Protect pages included in this page (cascading protection)

Comment: other/additional reason

Other/additional reason: page moved to new site

☐ Watch this page

Confirm

- Click your back arrow in your browser to go back to the list and repeat with the second page you moved.
- Finally, update “Current Events” to say you have moved and locked the pages!